


Bending Instructions for:


TPM01 HEART MOLD




Make sure you read the full instruction manual before bending.



1. With a sufficiently heated pen tube, place the heated end of the tube at the start position shown above and slowly close clamp number four.



2. After the first clamp is in place, move the pen tube around the entire shape mold as shown and slowly close clamp number six.




3. Finally, slowly close clamp number one. Wait until cool and remove by using the grip/pry tool.

Practice Makes Perfect!

Use the black rubber practice rod provided before attempting to bend this shape.

NEVER put the rubber practice rod in the heating oven!



1755 Midwest Boulevard, Indianapolis, IN 46214
Toll Free Phone: 866-454-4217 • Local Phone: 317-536-5534
Email: sales@twistedpenfactory.com • www.twistedpenfactory.com