


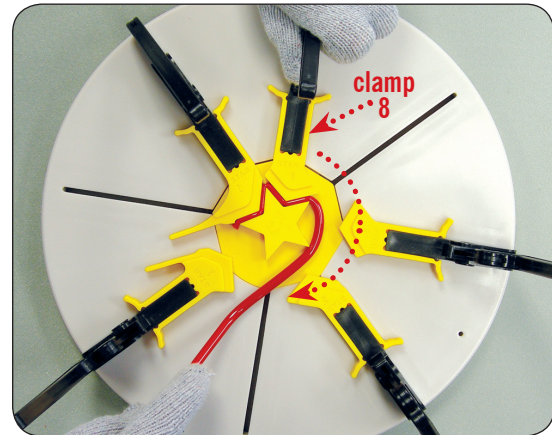
Bending Instructions for: TPM02 STAR MOLD



Make sure you read the full instruction manual before bending.



1. With a sufficiently heated pen tube, place the heated end of the tube at the start position shown above and close clamp number seven.




2. After the first clamp is in place, move the pen tube around the entire shape mold as shown and slowly close clamp number eight.



3. Slowly close clamp number two.



4. Slowly close clamp number three.




6. Finally, slowly close clamp number five. Wait until cool and then remove by using the grip/pry tool.

Practice Makes Perfect!

Use the black rubber practice rod provided before attempting to bend this shape.

NEVER put the rubber practice rod in the heating oven!



1755 Midwest Blvd., Indianapolis, IN 46214
Toll Free Phone: 866-454-4217 • Local Phone: 317-536-5534
sales@twistedpenfactory.com • www.twistedpenfactory.com