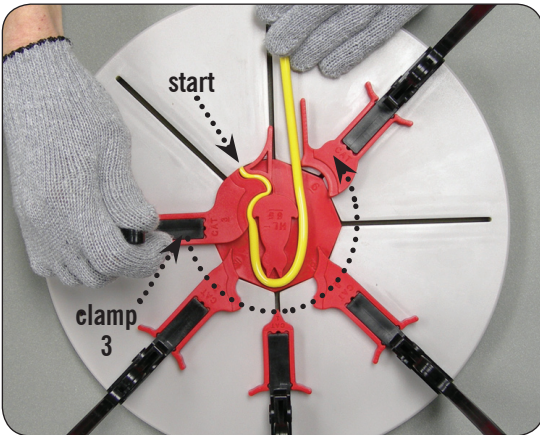
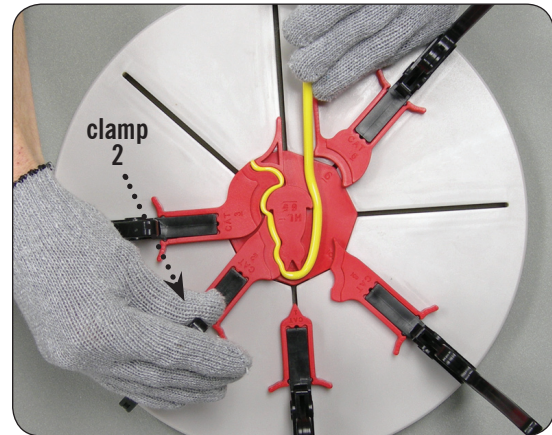


# Bending Instructions for: TPM04 CAT WITH TAIL MOLD

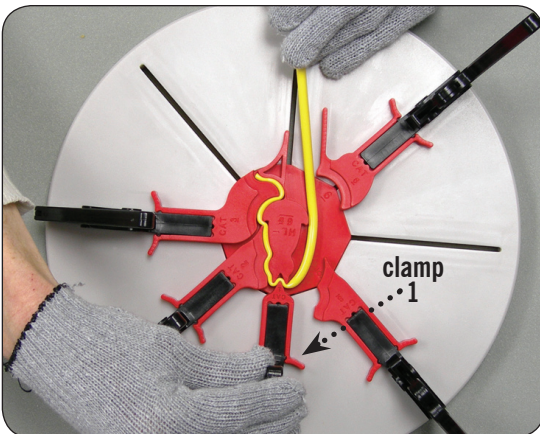
*Make sure you read the full instruction manual before bending.*



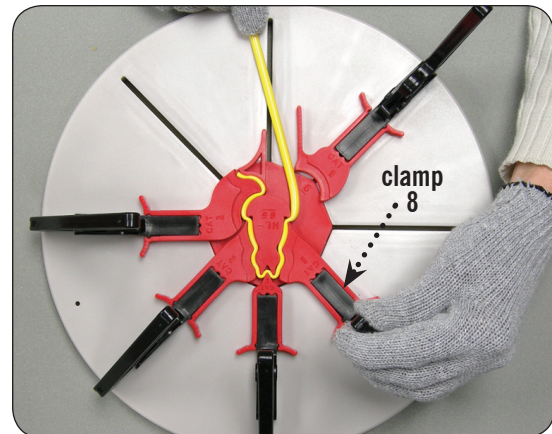
1. With a sufficiently heated pen tube, place the heated end of the tube at the start position shown above and close clamp number three. Next, move the pen tube around the entire shape mold as shown above.



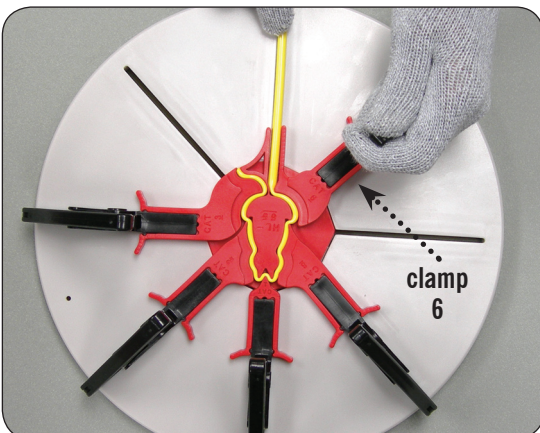
2. Slowly close clamp number two.



3. Slowly close clamp number one.



4. Slowly close clamp number eight.




6. Finally, slowly close clamp number six. Wait until cool and then remove by using the grip/pry tool.

## *Practice Makes Perfect!*

Use the black rubber practice rod provided before attempting to bend this shape.

**NEVER put the rubber practice rod in the heating oven!**



1755 Midwest Blvd., Indianapolis, IN 46214  
Toll Free Phone: 866-454-4217 • Local Phone: 317-536-5534  
sales@twistedpenfactory.com • www.twistedpenfactory.com